pTagFP635-actinin vector restriction map

The data has not been verified by restriction digestion with each enzyme listed and does not take into account possible methylation sites. Enzymes that recognize unambiguous sequences less than 6 basepairs long are not included – for the more complete enzyme list please refer to the Table of restriction sites.

Unique sites are shown in bold blue. The location given specifies the 3’ end of the cut DNA (the base to the left of the cut site). TagFP635 amino acids are shown in red, α-Actinin amino acids are shown in green, linker amino acids are shown in black.

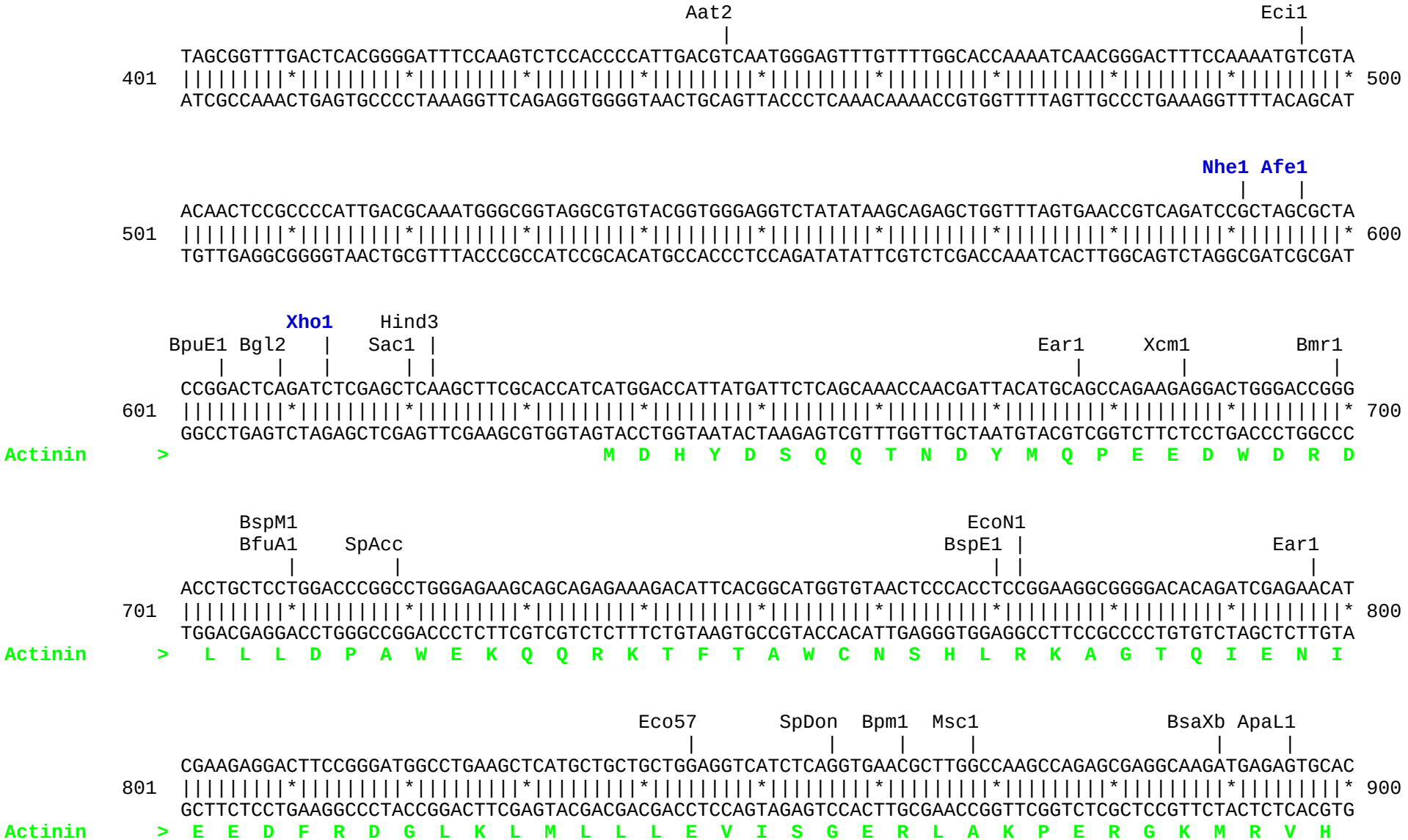
Aat2
Eci1
TAGCGGTTTGACTCACGGGGATTTCCAAGTCTCCACCCCATTGACGTCAATGGGAGTTTGTTTTGGCACCAAAATCAACGGGACTTTCCAAAATGTCGTA
401 * 500
ATCGCCAAACTGAGTGCCCCTAAAGGTTCAGAGGTGGGGTAACTGCAGTTACCCTCAAACAAAACCGTGGTTTTAGTTGCCCTGAAAGGTTTTACAGCAT
Nhe1 Afe1
ACAACTCCGCCCCATTGACGCAAATGGGCGGTAGGCGTGTACGGTGGGAGGTCTATATAAGCAGAGCTGGTTTAGTGAACCGTCAGATCCGCTAGCGCTA
501 * 600
TGTTGAGGCGGGGTAACTGCGTTTACCCGCCATCCGCACATGCCACCCTCCAGATATATTCGTCTCGACCAAATCACTTGGCAGTCTAGGCGATCGCGAT
Xho1
Hind3
BpuE1 Bgl2
Sac1
Ear1
Xcm1
Bmr1
CCGGACTCAGATCTCGAGCTCAAGCTTCGCACCATCATGGACCATTATGATTCTCAGCAAACCAACGATTACATGCAGCCAGAAGAGGACTGGGACCGGG
601 * 700
GGCCTGAGTCTAGAGCTCGAGTTCGAAGCGTGGTAGTACCTGGTAATACTAAGAGTCGTTTGGTTGCTAATGTACGTCGGTCTTCTCCTGACCCTGGCCC
Actinin > M D H Y D S Q Q T N D Y M Q P E E D W D R D
BspM1
BfuA1
SpAcc
EcoN1
BspE1
Ear1
ACCTGCTCCTGGACCCGGCCTGGGAGAAGCAGCAGAGAAAGACATTCACGGCATGGTGTAACTCCCACCTCCGGAAGGCGGGGACACAGATCGAGAACAT
701 * 800
TGGACGAGGACCTGGGCCGGACCCTCTTCGTCGTCTCTTTCTGTAAGTGCCGTACCACATTGAGGGTGGAGGCCTTCCGCCCCTGTGTCTAGCTCTTGTA
Actinin > L L L D P A W E K Q Q R K T F T A W C N S H L R K A G T Q I E N I
Eco57
SpDon
Bpm1
Msc1
BsaXb
ApaL1
CGAAGAGGACTTCCGGGATGGCCTGAAGCTCATGCTGCTGCTGGAGGTCATCTCAGGTGAACGCTTGGCCAAGCCAGAGCGAGGCAAGATGAGAGTGCAC
801 * 900
GCTTCTCCTGAAGGCCCTACCGGACTTCGAGTACGACGACGACCTCCAGTAGAGTCCACTTGCGAACCGGTTCGGTCTCGCTCCGTTCTACTCTCACGTG
Actinin > E E D F R D G L K L M L L L E V I S G E R L A K P E R G K M R V H


Bgl2
BsaXa
SpDon
AAGATCTCCAACGTCAACAAGGCCCTGGATTTCATAGCCAGCAAAGGCGTCAAACTGGTGTCCATCGGAGCCGAAGAAATCGTGGATGGGAATGTGAAGA
901
TTCTAGAGGTTGCAGTTGTTCCGGGACCTAAAGTATCGGTCGTTTCCGCAGTTTGACCACAGGTAGCCTCGGCTTCTTTAGCACCTACCCTTACACTTCT
1000
Actinin > K I S N V N K A L D F I A S K G V K L V S I G A E E I V D G N V K M
Ear1
Eco57
TGACCCTGGGCATGATCTGGACCATCATCCTGCGCTTTGCCATCCAGGACATCTCCGTGGAAGAGACTTCAGCCAAGGAAGGGCTGCTCCTGTGGTGTCA
1001
ACTGGGACCCGTACTAGACCTGGTAGTAGGACGCGAAACGGTAGGTCCTGTAGAGGCACCTTCTCTGAAGTCGGTTCCTTCCCGACGAGGACACCACAGT
1100
Actinin > T L G M I W T I I L R F A I Q D I S V E E T S A K E G L L L W C Q
SpAcc
GAGAAAGACAGCCCCTTACAAAAATGTCAACATCCAGAACTTCCACATAAGCTGGAAGGATGGCCTCGGCTTCTGTGCTTTGATCCACCGACACCGGCCC
1101
CTCTTTCTGTCGGGGAATGTTTTTACAGTTGTAGGTCTTGAAGGTGTATTCGACCTTCCTACCGGAGCCGAAGACACGAAACTAGGTGGCTGTGGCCGGG
1200
Actinin > R K T A P Y K N V N I Q N F H I S W K D G L G F C A L I H R H R P
SpAcc
SpAcc
BmgB1
BstX1
GAGCTGATTGACTACGGGAAGCTGCGGAAGGATGATCCACTCACAAATCTGAATACGGCTTTTGACGTGGCAGAGAAGTACCTGGACATCCCCAAGATGC
1201
CTCGACTAACTGATGCCCTTCGACGCCTTCCTACTAGGTGAGTGTTTAGACTTATGCCGAAAACTGCACCGTCTCTTCATGGACCTGTAGGGGTTCTACG
1300
Actinin > E L I D Y G K L R K D D P L T N L N T A F D V A E K Y L D I P K M L
Bbs1
BspH1
Drd1
Xcm1
Bgl1
TGGATGCCGAAGACATCGTTGGAACTGCCCGACCGGATGAGAAAGCCATCATGACTTACGTGTCTAGCTTCTACCACGCCTTCTCTGGAGCCCAGAAGGC
1301
ACCTACGGCTTCTGTAGCAACCTTGACGGGCTGGCCTACTCTTTCGGTAGTACTGAATGCACAGATCGAAGATGGTGCGGAAGAGACCTCGGGTCTTCCG
1400
Actinin > D A E D I V G T A R P D E K A I M T Y V S S F Y H A F S G A Q K A

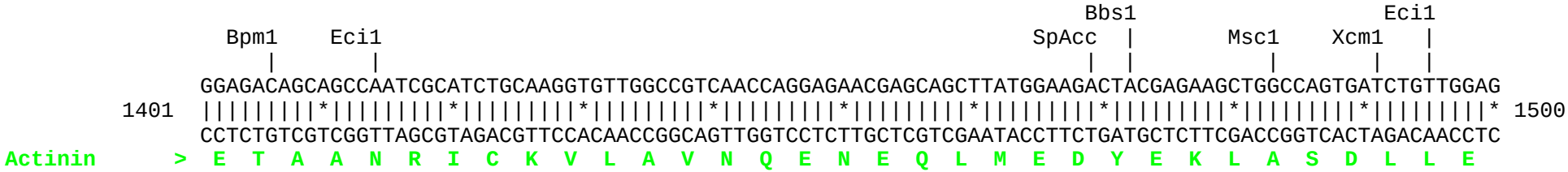
Bbs1
Eci1
Bpm1
Eci1
SpAcc
Msc1
Xcm1
GGAGACAGCAGCCAATCGCATCTGCAAGGTGTTGGCCGTCAACCAGGAGAACGAGCAGCTTATGGAAGACTACGAGAAGCTGGCCAGTGATCTGTTGGAG
1401
1500
CCTCTGTCGTCGGTTAGCGTAGACGTTCCACAACCGGCAGTTGGTCCTCTTGCTCGTCGAATACCTTCTGATGCTCTTCGACCGGTCACTAGACAACCTC
Actinin > E T A A N R I C K V L A V N Q E N E Q L M E D Y E K L A S D L L E

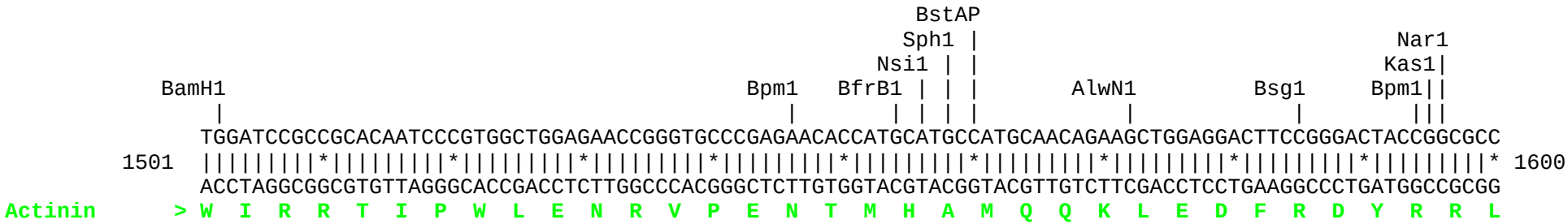
BstAP
Sph1
Nsi1
Nar1
Kas1
BamH1
Bpm1
BfrB1
AlwN1
Bsg1
Bpm1
TGGATCCGCCGCACAATCCCGTGGCTGGAGAACCGGGTGCCCGAGAACACCATGCATGCCATGCAACAGAAGCTGGAGGACTTCCGGGACTACCGGCGCC
1501
1600
ACCTAGGCGGCGTGTTAGGGCACCGACCTCTTGGCCCACGGGCTCTTGTGGTACGTACGGTACGTTGTCTTCGACCTCCTGAAGGCCCTGATGGCCGCGG
Actinin > W I R R T I P W L E N R V P E N T M H A M Q Q K L E D F R D Y R R L

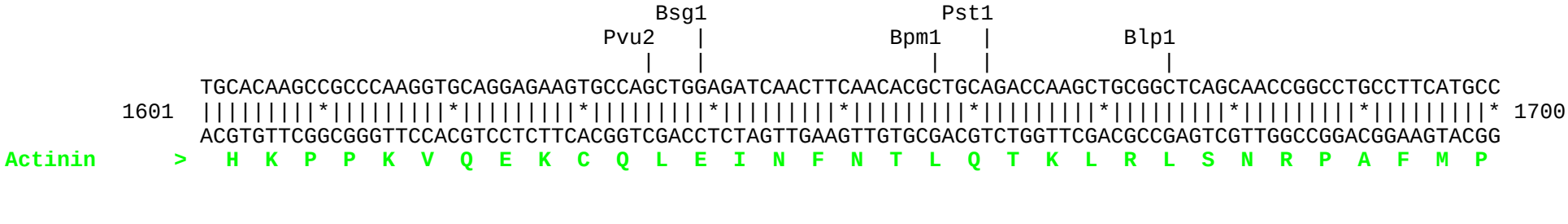
Bsg1
Pst1
Pvu2
Bpm1
Blp1
TGCACAAGCCGCCCAAGGTGCAGGAGAAGTGCCAGCTGGAGATCAACTTCAACACGCTGCAGACCAAGCTGCGGCTCAGCAACCGGCCTGCCTTCATGCC
1601
1700
ACGTGTTCGGCGGGTTCCACGTCCTCTTCACGGTCGACCTCTAGTTGAAGTTGTGCGACGTCTGGTTCGACGCCGAGTCGTTGGCCGGACGGAAGTACGG
Actinin > H K P P K V Q E K C Q L E I N F N T L Q T K L R L S N R P A F M P

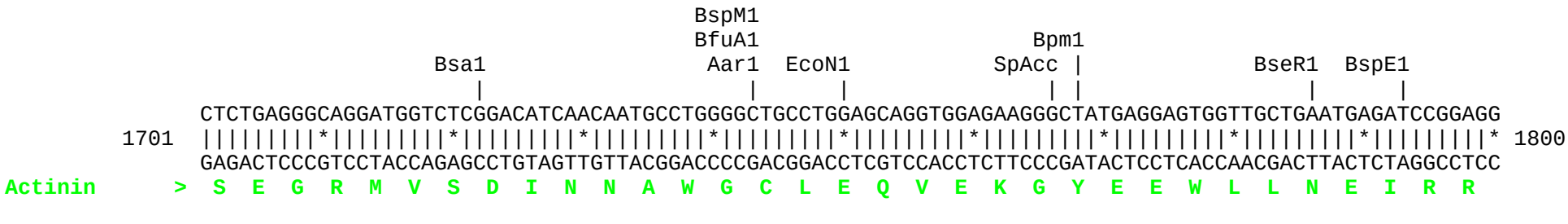
BspM1
BfuA1
Bpm1
Bsa1
Aar1
EcoN1
SpAcc
BseR1
BspE1
CTCTGAGGGCAGGATGGTCTCGGACATCAACAATGCCTGGGGCTGCCTGGAGCAGGTGGAGAAGGGCTATGAGGAGTGGTTGCTGAATGAGATCCGGAGG
1701
1800
GAGACTCCCGTCCTACCAGAGCCTGTAGTTGTTACGGACCCCGACGGACCTCGTCCACCTCTTCCCGATACTCCTCACCAACGACTTACTCTAGGCCTCC
Actinin > S E G R M V S D I N N A W G C L E Q V E K G Y E E W L L N E I R R

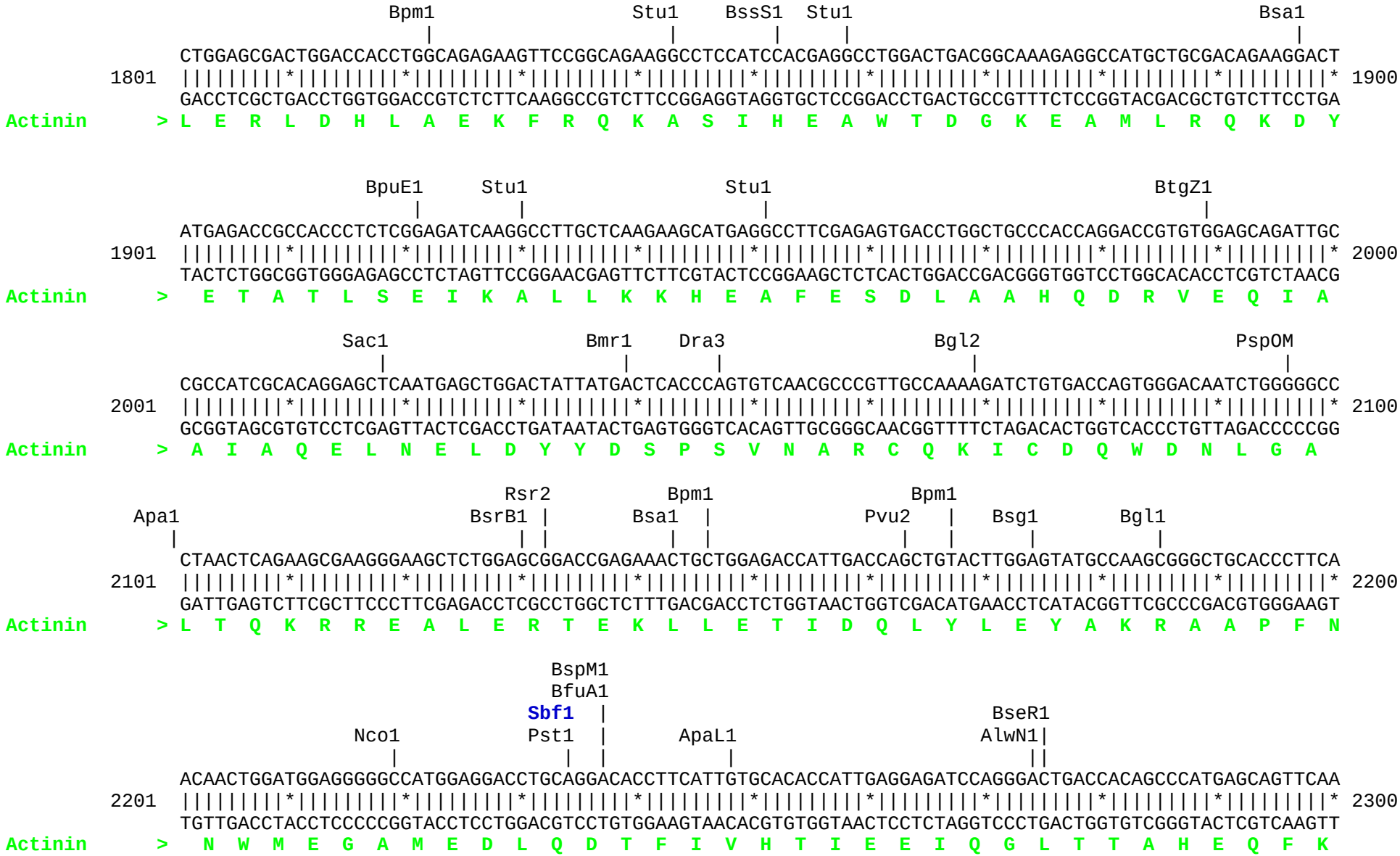
Bpm1
Stu1
BssS1
Stu1
Bsa1
CTGGAGCGACTGGACCACCTGGCAGAGAAGTTCCGGCAGAAGGCCTCCATCCACGAGGCCTGGACTGACGGCAAAGAGGCCATGCTGCGACAGAAGGACT
1801
1900
GACCTCGCTGACCTGGTGGACCGTCTCTTCAAGGCCGTCTTCCGGAGGTAGGTGCTCCGGACCTGACTGCCGTTTCTCCGGTACGACGCTGTCTTCCTGA
Actinin > L E R L D H L A E K F R Q K A S I H E A W T D G K E A M L R Q K D Y
BpuE1
Stu1
Stu1
BtgZ1
ATGAGACCGCCACCCTCTCGGAGATCAAGGCCTTGCTCAAGAAGCATGAGGCCTTCGAGAGTGACCTGGCTGCCCACCAGGACCGTGTGGAGCAGATTGC
1901
2000
TACTCTGGCGGTGGGAGAGCCTCTAGTTCCGGAACGAGTTCTTCGTACTCCGGAAGCTCTCACTGGACCGACGGGTGGTCCTGGCACACCTCGTCTAACG
Actinin > E T A T L S E I K A L L K K H E A F E S D L A A H Q D R V E Q I A
Sac1
Bmr1
Dra3
Bgl2
PspOM
CGCCATCGCACAGGAGCTCAATGAGCTGGACTATTATGACTCACCCAGTGTCAACGCCCGTTGCCAAAAGATCTGTGACCAGTGGGACAATCTGGGGGCC
2001
2100
GCGGTAGCGTGTCCTCGAGTTACTCGACCTGATAATACTGAGTGGGTCACAGTTGCGGGCAACGGTTTTCTAGACACTGGTCACCCTGTTAGACCCCCGG
Actinin > A I A Q E L N E L D Y Y D S P S V N A R C Q K I C D Q W D N L G A
Rsr2
Bpm1
Bpm1
Apa1
BsrB1
Bsa1
Pvu2
Bsg1
Bgl1
CTAACTCAGAAGCGAAGGGAAGCTCTGGAGCGGACCGAGAAACTGCTGGAGACCATTGACCAGCTGTACTTGGAGTATGCCAAGCGGGCTGCACCCTTCA
2101
2200
GATTGAGTCTTCGCTTCCCTTCGAGACCTCGCCTGGCTCTTTGACGACCTCTGGTAACTGGTCGACATGAACCTCATACGGTTCGCCCGACGTGGGAAGT
Actinin > L T Q K R R E A L E R T E K L L E T I D Q L Y L E Y A K R A A P F N
BspM1
BfuA1
Sbf1
BseR1
Nco1
Pst1
ApaL1
AlwN1
ACAACTGGATGGAGGGGGCCATGGAGGACCTGCAGGACACCTTCATTGTGCACACCATTGAGGAGATCCAGGGACTGACCACAGCCCATGAGCAGTTCAA
2201
2300
TGTTGACCTACCTCCCCCGGTACCTCCTGGACGTCCTGTGGAAGTAACACGTGTGGTAACTCCTCTAGGTCCCTGACTGGTGTCGGGTACTCGTCAAGTT
Actinin > N W M E G A M E D L Q D T F I V H T I E E I Q G L T T A H E Q F K

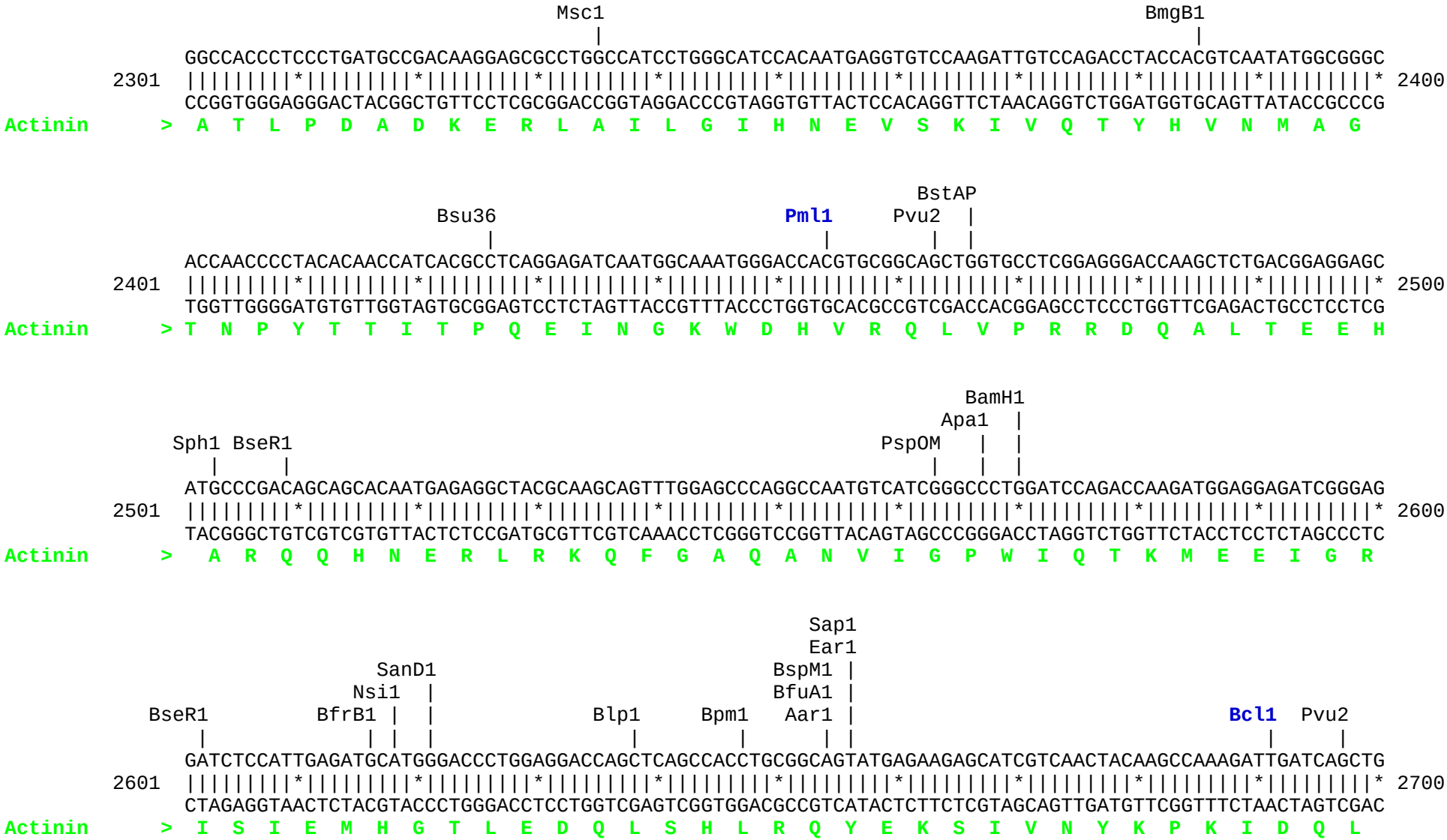
Msc1
BmgB1
GGCCACCCTCCCTGATGCCGACAAGGAGCGCCTGGCCATCCTGGGCATCCACAATGAGGTGTCCAAGATTGTCCAGACCTACCACGTCAATATGGCGGGC
2301
2400
CCGGTGGGAGGGACTACGGCTGTTCCTCGCGGACCGGTAGGACCCGTAGGTGTTACTCCACAGGTTCTAACAGGTCTGGATGGTGCAGTTATACCGCCCG
Actinin > A T L P D A D K E R L A I L G I H N E V S K I V Q T Y H V N M A G
BstAP
Bsu36
Pml1
Pvu2
ACCAACCCCTACACAACCATCACGCCTCAGGAGATCAATGGCAAATGGGACCACGTGCGGCAGCTGGTGCCTCGGAGGGACCAAGCTCTGACGGAGGAGC
2401
2500
TGGTTGGGGATGTGTTGGTAGTGCGGAGTCCTCTAGTTACCGTTTACCCTGGTGCACGCCGTCGACCACGGAGCCTCCCTGGTTCGAGACTGCCTCCTCG
Actinin > T N P Y T T I T P Q E I N G K W D H V R Q L V P R R D Q A L T E E H
BamH1
Apa1
Sph1 BseR1
PspOM
ATGCCCGACAGCAGCACAATGAGAGGCTACGCAAGCAGTTTGGAGCCCAGGCCAATGTCATCGGGCCCTGGATCCAGACCAAGATGGAGGAGATCGGGAG
2501
2600
TACGGGCTGTCGTCGTGTTACTCTCCGATGCGTTCGTCAAACCTCGGGTCCGGTTACAGTAGCCCGGGACCTAGGTCTGGTTCTACCTCCTCTAGCCCTC
Actinin > A R Q Q H N E R L R K Q F G A Q A N V I G P W I Q T K M E E I G R
Sap1
Ear1
SanD1
Nsi1
BspM1
BfuA1
BseR1
BfrB1
Blp1
Bpm1
Aar1
Bcl1
Pvu2
GATCTCCATTGAGATGCATGGGACCCTGGAGGACCAGCTCAGCCACCTGCGGCAGTATGAGAAGAGCATCGTCAACTACAAGCCAAAGATTGATCAGCTG
2601
2700
CTAGAGGTAACTCTACGTACCCTGGGACCTCCTGGTCGAGTCGGTGGACGCCGTCATACTCTTCTCGTAGCAGTTGATGTTCGGTTTCTAACTAGTCGAC
Actinin > I S I E M H G T L E D Q L S H L R Q Y E K S I V N Y K P K I D Q L

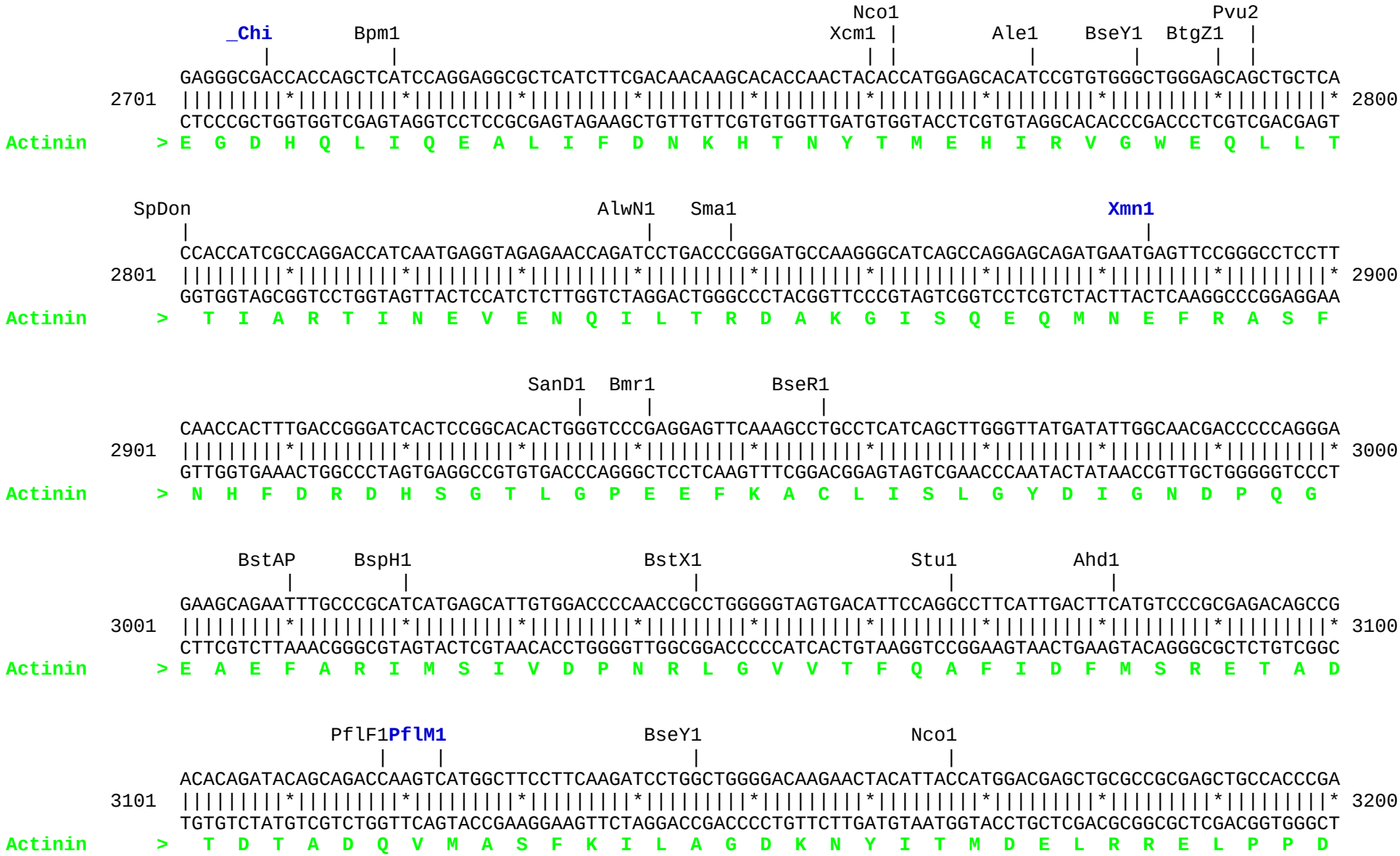
Nco1
Pvu2
_Chi
Bpm1
Xcm1
Ale1
BseY1
BtgZ1
GAGGGCGACCACCAGCTCATCCAGGAGGCGCTCATCTTCGACAACAAGCACACCAACTACACCATGGAGCACATCCGTGTGGGCTGGGAGCAGCTGCTCA
2701
2800
CTCCCGCTGGTGGTCGAGTAGGTCCTCCGCGAGTAGAAGCTGTTGTTCGTGTGGTTGATGTGGTACCTCGTGTAGGCACACCCGACCCTCGTCGACGAGT
Actinin > E G D H Q L I Q E A L I F D N K H T N Y T M E H I R V G W E Q L L T
SpDon
AlwN1
Sma1
Xmn1
CCACCATCGCCAGGACCATCAATGAGGTAGAGAACCAGATCCTGACCCGGGATGCCAAGGGCATCAGCCAGGAGCAGATGAATGAGTTCCGGGCCTCCTT
2801
2900
GGTGGTAGCGGTCCTGGTAGTTACTCCATCTCTTGGTCTAGGACTGGGCCCTACGGTTCCCGTAGTCGGTCCTCGTCTACTTACTCAAGGCCCGGAGGAA
Actinin > T I A R T I N E V E N Q I L T R D A K G I S Q E Q M N E F R A S F
SanD1
Bmr1
BseR1
CAACCACTTTGACCGGGATCACTCCGGCACACTGGGTCCCGAGGAGTTCAAAGCCTGCCTCATCAGCTTGGGTTATGATATTGGCAACGACCCCCAGGGA
2901
3000
GTTGGTGAAACTGGCCCTAGTGAGGCCGTGTGACCCAGGGCTCCTCAAGTTTCGGACGGAGTAGTCGAACCCAATACTATAACCGTTGCTGGGGGTCCCT
Actinin > N H F D R D H S G T L G P E E F K A C L I S L G Y D I G N D P Q G
BstAP
BspH1
BstX1
Stu1
Ahd1
GAAGCAGAATTTGCCCGCATCATGAGCATTGTGGACCCCAACCGCCTGGGGGTAGTGACATTCCAGGCCTTCATTGACTTCATGTCCCGCGAGACAGCCG
3001
3100
CTTCGTCTTAAACGGGCGTAGTACTCGTAACACCTGGGGTTGGCGGACCCCCATCACTGTAAGGTCCGGAAGTAACTGAAGTACAGGGCGCTCTGTCGGC
Actinin > E A E F A R I M S I V D P N R L G V V T F Q A F I D F M S R E T A D
PflF1PflM1
BseY1
Nco1
ACACAGATACAGCAGACCAAGTCATGGCTTCCTTCAAGATCCTGGCTGGGGACAAGAACTACATTACCATGGACGAGCTGCGCCGCGAGCTGCCACCCGA
3101
3200
TGTGTCTATGTCGTCTGGTTCAGTACCGAAGGAAGTTCTAGGACCGACCCCTGTTCTTGATGTAATGGTACCTGCTCGACGCGGCGCTCGACGGTGGGCT
Actinin > T D T A D Q V M A S F K I L A G D K N Y I T M D E L R R E L P P D

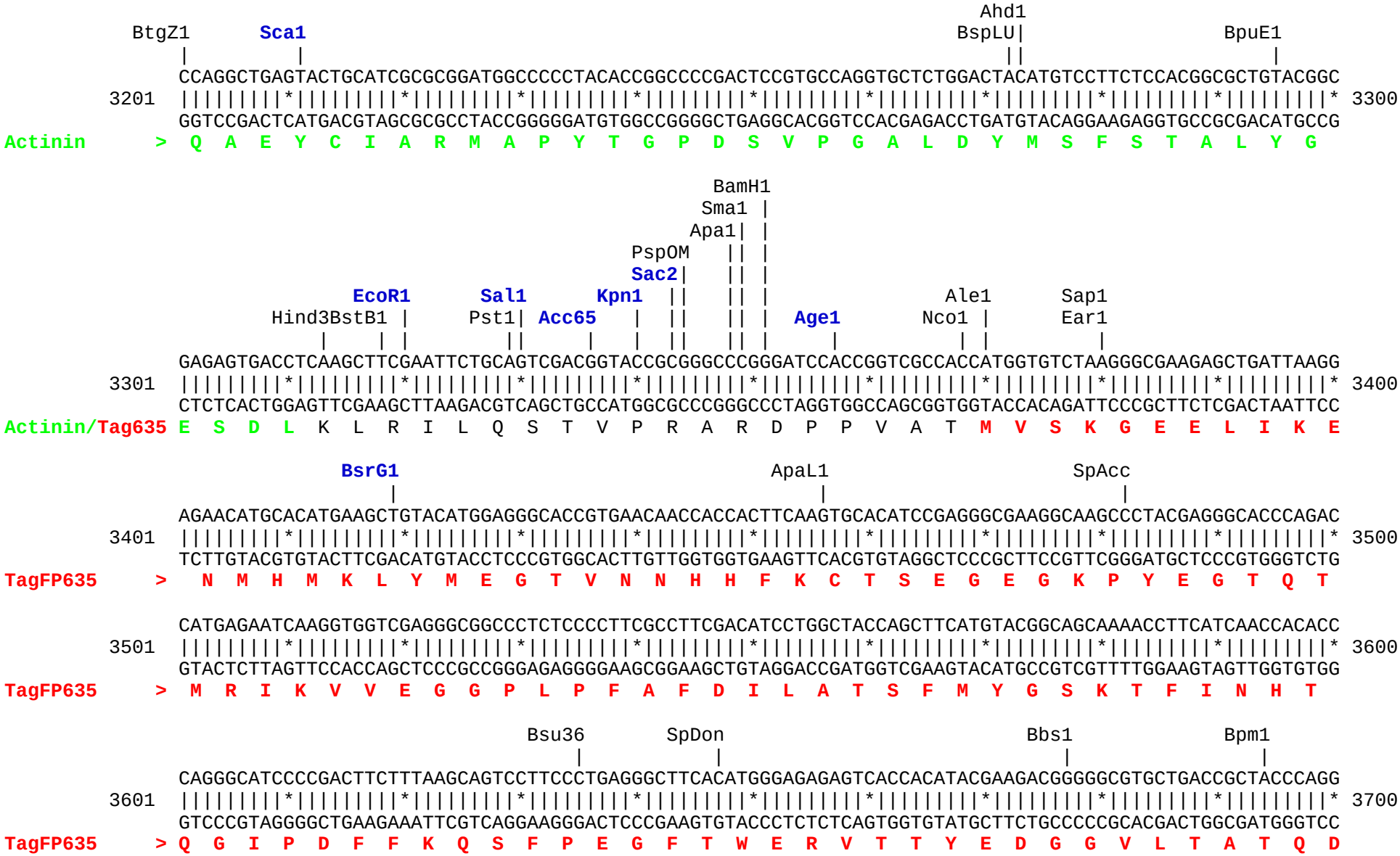
Ahd1
BtgZ1 Sca1 BspLU| BpuE1
CCAGGCTGAGTACTGCATCGCGCGGATGGCCCCCTACACCGGCCCCGACTCCGTGCCAGGTGCTCTGGACTACATGTCCTTCTCCACGGCGCTGTACGGC
3201 * 3300
GGTCCGACTCATGACGTAGCGCGCCTACCGGGGGATGTGGCCGGGGCTGAGGCACGGTCCACGAGACCTGATGTACAGGAAGAGGTGCCGCGACATGCCG
Actinin > Q A E Y C I A R M A P Y T G P D S V P G A L D Y M S F S T A L Y G
BamH1
Sma1
Apa1
PspOM
Sac2
EcoR1 Sal1 Kpn1 Ale1 Sap1
Hind3BstB1 Pst1 Acc65 Age1 Nco1 Ear1
GAGAGTGACCTCAAGCTTCGAATTCTGCAGTCGACGGTACCGCGGGCCCGGGATCCACCGGTCGCCACCATGGTGTCTAAGGGCGAAGAGCTGATTAAGG
3301 * 3400
CTCTCACTGGAGTTCGAAGCTTAAGACGTCAGCTGCCATGGCGCCCGGGCCCTAGGTGGCCAGCGGTGGTACCACAGATTCCCGCTTCTCGACTAATTCC
Actinin/Tag635 E S D L K L R I L Q S T V P R A R D P P V A T M V S K G E E L I K E
BsrG1 ApaL1 SpAcc
AGAACATGCACATGAAGCTGTACATGGAGGGCACCGTGAACAACCACCACTTCAAGTGCACATCCGAGGGCGAAGGCAAGCCCTACGAGGGCACCCAGAC
3401 * 3500
TCTTGTACGTGTACTTCGACATGTACCTCCCGTGGCACTTGTTGGTGGTGAAGTTCACGTGTAGGCTCCCGCTTCCGTTCGGGATGCTCCCGTGGGTCTG
TagFP635 > N M H M K L Y M E G T V N N H H F K C T S E G E G K P Y E G T Q T
CATGAGAATCAAGGTGGTCGAGGGCGGCCCTCTCCCCTTCGCCTTCGACATCCTGGCTACCAGCTTCATGTACGGCAGCAAAACCTTCATCAACCACACC
3501 * 3600
GTACTCTTAGTTCCACCAGCTCCCGCCGGGAGAGGGGAAGCGGAAGCTGTAGGACCGATGGTCGAAGTACATGCCGTCGTTTTGGAAGTAGTTGGTGTGG
TagFP635 > M R I K V V E G G P L P F A F D I L A T S F M Y G S K T F I N H T
Bsu36 SpDon Bbs1 Bpm1
CAGGGCATCCCCGACTTCTTTAAGCAGTCCTTCCCTGAGGGCTTCACATGGGAGAGAGTCACCACATACGAAGACGGGGGCGTGCTGACCGCTACCCAGG
3601 * 3700
GTCCCGTAGGGGCTGAAGAAATTCGTCAGGAAGGGACTCCCGAAGTGTACCCTCTCTCAGTGGTGTATGCTTCTGCCCCCGCACGACTGGCGATGGGTCC
TagFP635 > Q G I P D F F K Q S F P E G F T W E R V T T Y E D G G V L T A T Q D

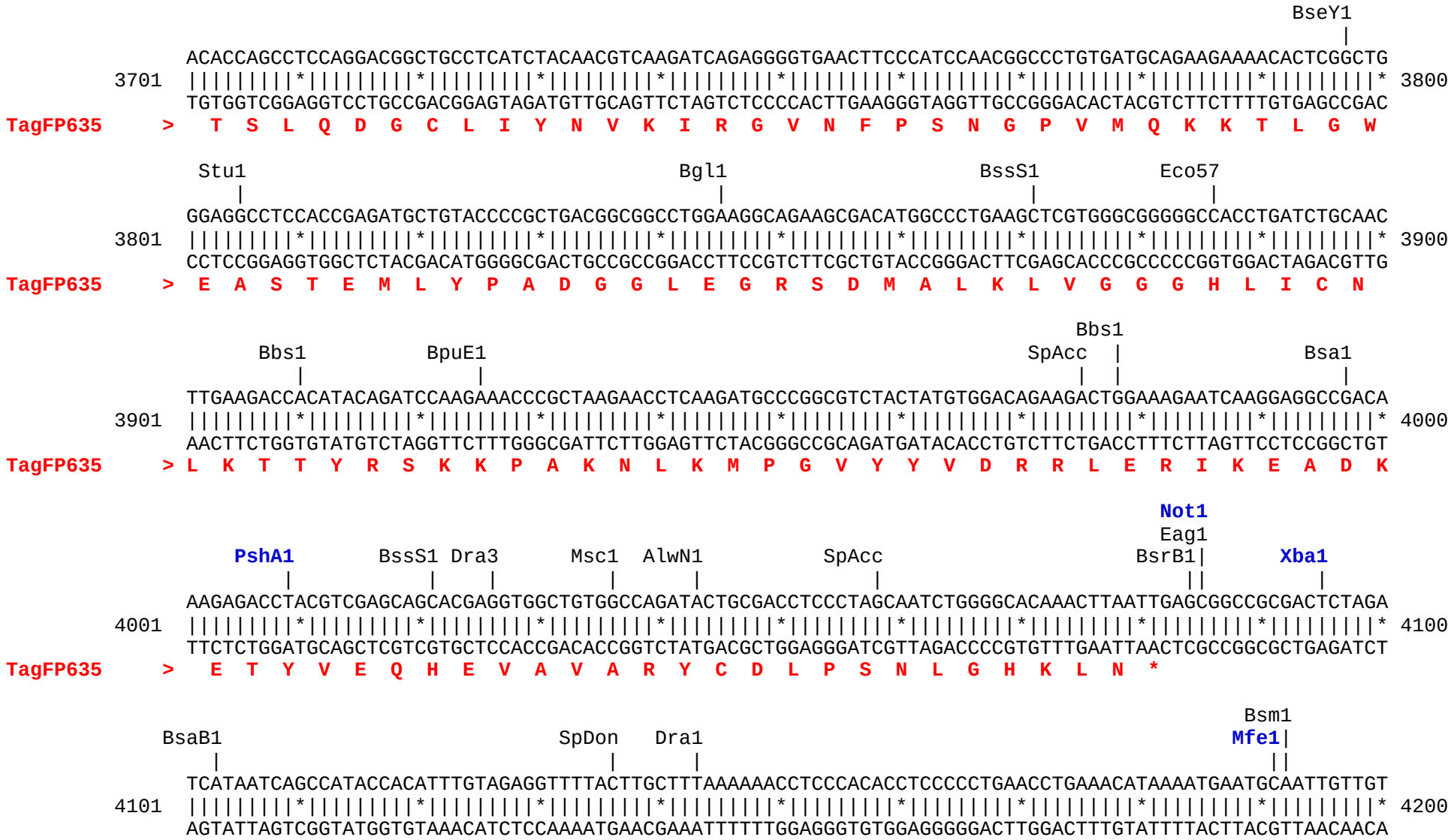
BseY1
ACACCAGCCTCCAGGACGGCTGCCTCATCTACAACGTCAAGATCAGAGGGGTGAACTTCCCATCCAACGGCCCTGTGATGCAGAAGAAAACACTCGGCTG
3701 * 3800
TGTGGTCGGAGGTCCTGCCGACGGAGTAGATGTTGCAGTTCTAGTCTCCCCACTTGAAGGGTAGGTTGCCGGGACACTACGTCTTCTTTTGTGAGCCGAC
TagFP635 > T S L Q D G C L I Y N V K I R G V N F P S N G P V M Q K K T L G W
Stu1
Bgl1
BssS1
Eco57
GGAGGCCTCCACCGAGATGCTGTACCCCGCTGACGGCGGCCTGGAAGGCAGAAGCGACATGGCCCTGAAGCTCGTGGGCGGGGGCCACCTGATCTGCAAC
3801 * 3900
CCTCCGGAGGTGGCTCTACGACATGGGGCGACTGCCGCCGGACCTTCCGTCTTCGCTGTACCGGGACTTCGAGCACCCGCCCCCGGTGGACTAGACGTTG
TagFP635 > E A S T E M L Y P A D G G L E G R S D M A L K L V G G G H L I C N
Bbs1
Bbs1
BpuE1
SpAcc
Bsa1
TTGAAGACCACATACAGATCCAAGAAACCCGCTAAGAACCTCAAGATGCCCGGCGTCTACTATGTGGACAGAAGACTGGAAAGAATCAAGGAGGCCGACA
3901 * 4000
AACTTCTGGTGTATGTCTAGGTTCTTTGGGCGATTCTTGGAGTTCTACGGGCCGCAGATGATACACCTGTCTTCTGACCTTTCTTAGTTCCTCCGGCTGT
TagFP635 > L K T T Y R S K K P A K N L K M P G V Y Y V D R R L E R I K E A D K
Not1
Eag1
PshA1
BssS1
Dra3
Msc1
AlwN1
SpAcc
BsrB1
Xba1
AAGAGACCTACGTCGAGCAGCACGAGGTGGCTGTGGCCAGATACTGCGACCTCCCTAGCAATCTGGGGCACAAACTTAATTGAGCGGCCGCGACTCTAGA
4001 * 4100
TTCTCTGGATGCAGCTCGTCGTGCTCCACCGACACCGGTCTATGACGCTGGAGGGATCGTTAGACCCCGTGTTTGAATTAACTCGCCGGCGCTGAGATCT
TagFP635 > E T Y V E Q H E V A V A R Y C D L P S N L G H K L N *
Bsm1
BsaB1
SpDon
Dra1
Mfe1
TCATAATCAGCCATACCACATTTGTAGAGGTTTTACTTGCTTTAAAAAACCTCCCACACCTCCCCCTGAACCTGAAACATAAAATGAATGCAATTGTTGT
4101 * 4200
AGTATTAGTCGGTATGGTGTAAACATCTCCAAAATGAACGAAATTTTTTGGAGGGTGTGGAGGGGGACTTGGACTTTGTATTTTACTTACGTTAACAACA

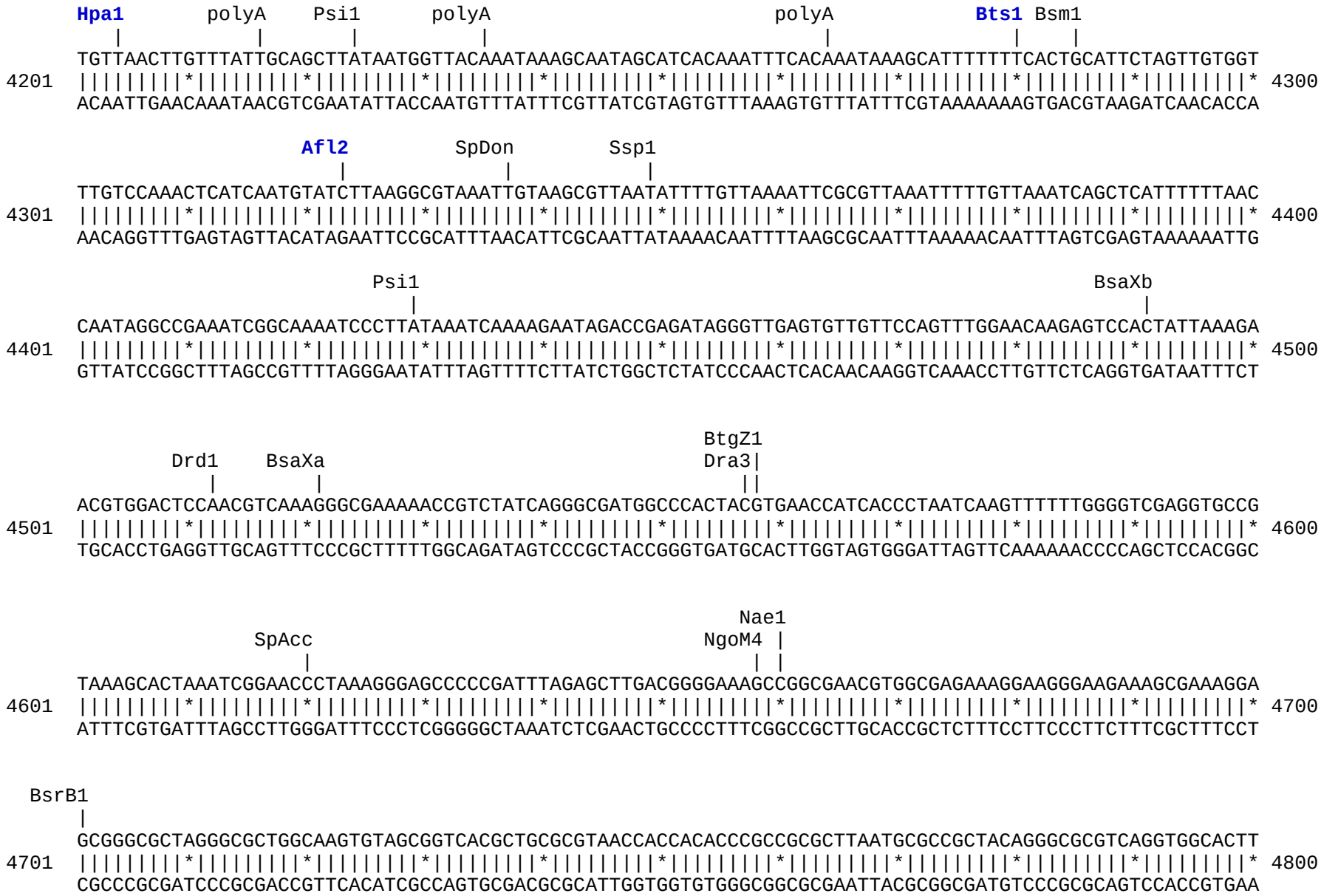
Hpa1
polyA
Psi1
polyA
polyA
Bts1
Bsm1
4201
4300
Afl2
SpDon
Ssp1
4301
4400
Psi1
BsaXb
4401
4500
BtgZ1
Drd1
BsaXa
Dra3
4501
4600
Nae1
SpAcc
NgoM4
4601
4700
BsrB1
4701
4800

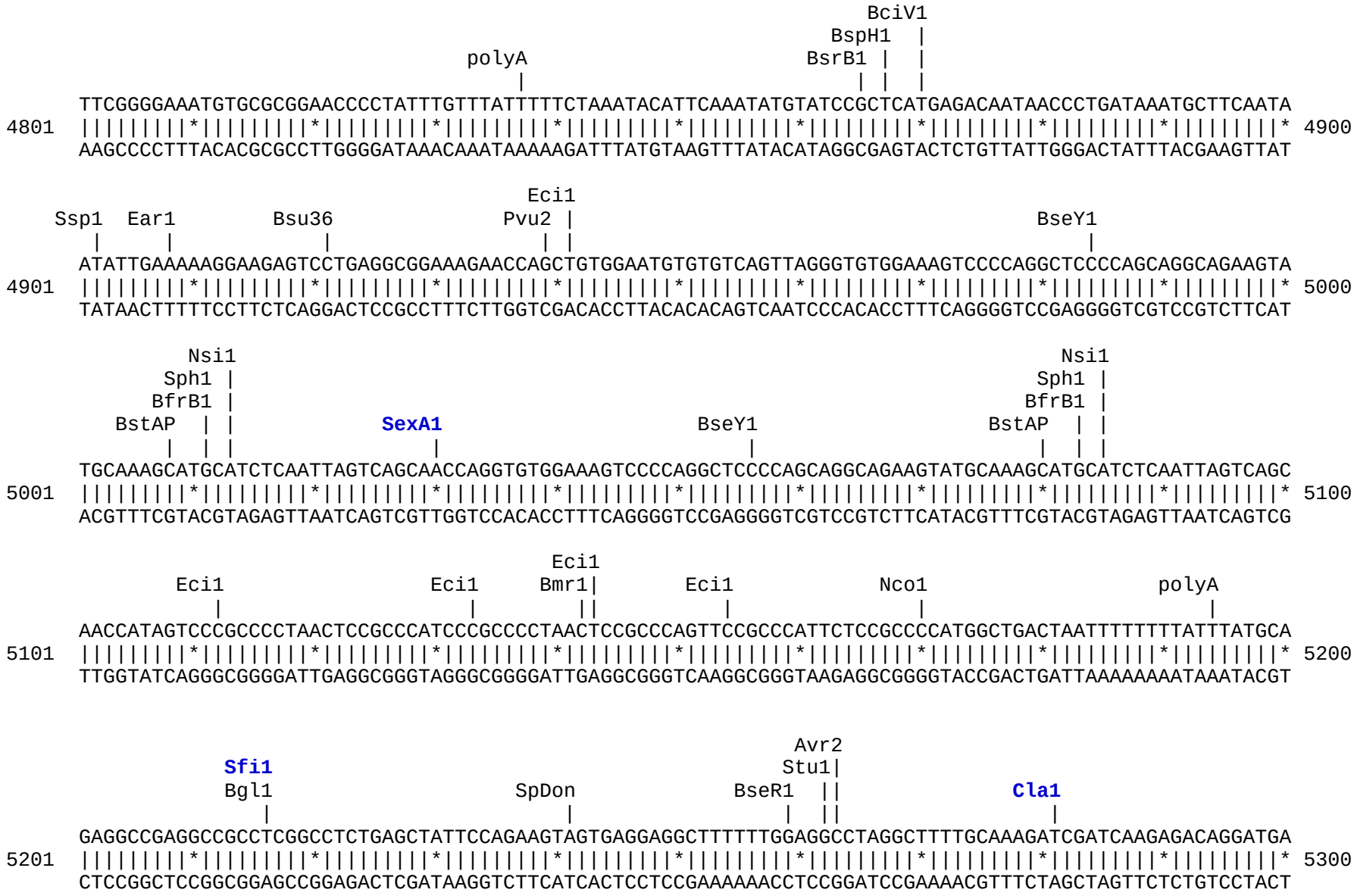
BciV1
BspH1
polyA
BsrB1
TTCGGGGAAATGTGCGCGGAACCCCTATTTGTTTATTTTTCTAAATACATTCAAATATGTATCCGCTCATGAGACAATAACCCTGATAAATGCTTCAATA
4801
AAGCCCCTTTACACGCGCCTTGGGGATAAACAAATAAAAAGATTTATGTAAGTTTATACATAGGCGAGTACTCTGTTATTGGGACTATTTACGAAGTTAT
4900
Eci1
Ssp1
Ear1
Bsu36
Pvu2
BseY1
ATATTGAAAAAGGAAGAGTCCTGAGGCGGAAAGAACCAGCTGTGGAATGTGTGTCAGTTAGGGTGTGGAAAGTCCCCAGGCTCCCCAGCAGGCAGAAGTA
4901
TATAACTTTTTCCTTCTCAGGACTCCGCCTTTCTTGGTCGACACCTTACACACAGTCAATCCCACACCTTTCAGGGGTCCGAGGGGTCGTCCGTCTTCAT
5000
Nsi1
Sph1
BfrB1
BstAP
SexA1
BseY1
Nsi1
Sph1
BfrB1
BstAP
TGCAAAGCATGCATCTCAATTAGTCAGCAACCAGGTGTGGAAAGTCCCCAGGCTCCCCAGCAGGCAGAAGTATGCAAAGCATGCATCTCAATTAGTCAGC
5001
ACGTTTCGTACGTAGAGTTAATCAGTCGTTGGTCCACACCTTTCAGGGGTCCGAGGGGTCGTCCGTCTTCATACGTTTCGTACGTAGAGTTAATCAGTCG
5100
Eci1
Eci1
Eci1
Bmr1
Eci1
Nco1
polyA
AACCATAGTCCCGCCCCTAACTCCGCCCATCCCGCCCCTAACTCCGCCCAGTTCCGCCCATTCTCCGCCCCATGGCTGACTAATTTTTTTTATTTATGCA
5101
TTGGTATCAGGGCGGGGATTGAGGCGGGTAGGGCGGGGATTGAGGCGGGTCAAGGCGGGTAAGAGGCGGGGTACCGACTGATTAAAAAAAATAAATACGT
5200
Avr2
Stu1
Sfi1
Bgl1
SpDon
BseR1
Cla1
GAGGCCGAGGCCGCCTCGGCCTCTGAGCTATTCCAGAAGTAGTGAGGAGGCTTTTTTGGAGGCCTAGGCTTTTGCAAAGATCGATCAAGAGACAGGATGA
5201
CTCCGGCTCCGGCGGAGCCGGAGACTCGATAAGGTCTTCATCACTCCTCCGAAAAAACCTCCGGATCCGAAAACGTTTCTAGCTAGTTCTCTGTCCTACT
5300

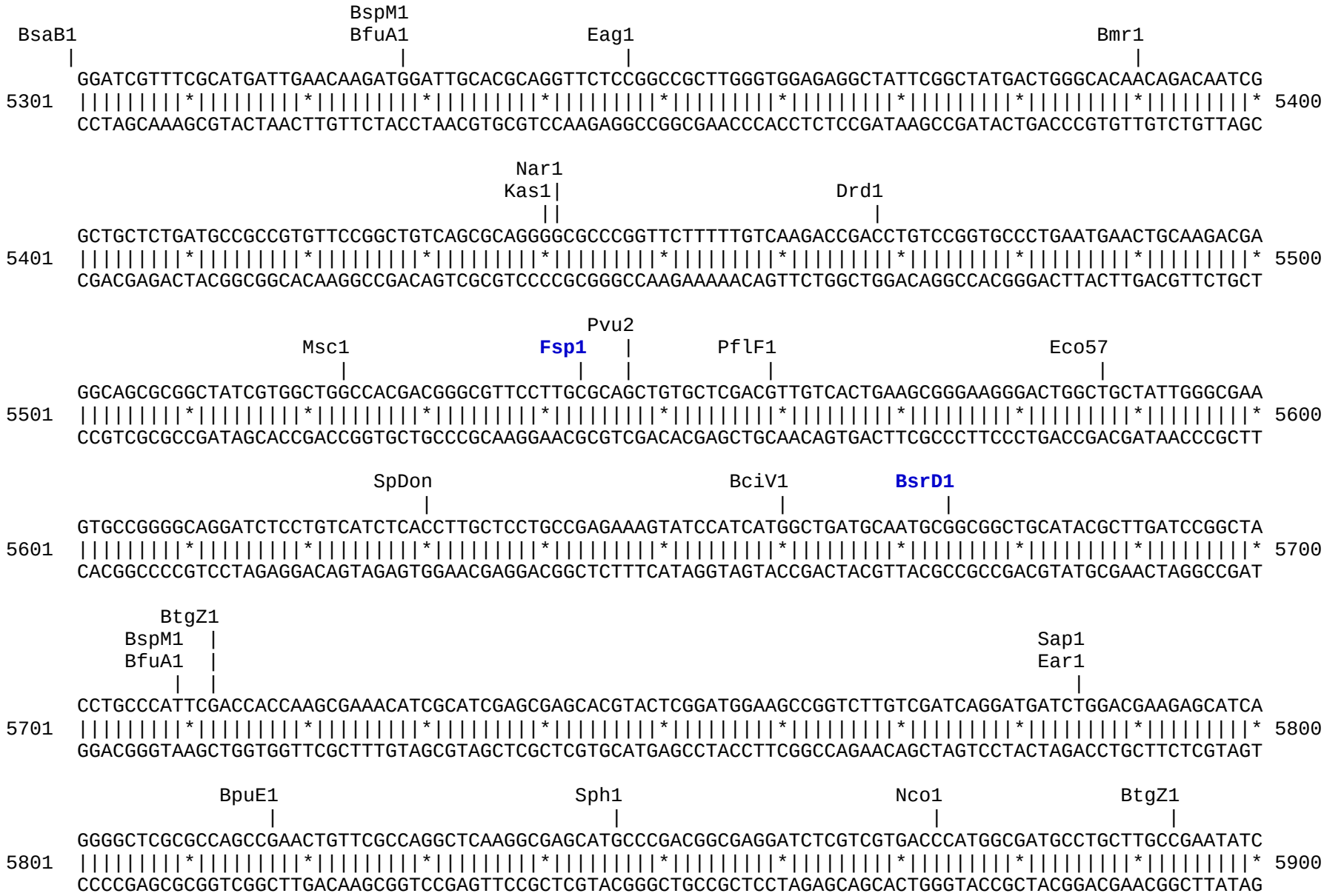
BspM1
BsaB1 BfuA1 Eag1 Bmr1
GGATCGTTTCGCATGATTGAACAAGATGGATTGCACGCAGGTTCTCCGGCCGCTTGGGTGGAGAGGCTATTCGGCTATGACTGGGCACAACAGACAATCG
5301 * 5400
CCTAGCAAAGCGTACTAACTTGTTCTACCTAACGTGCGTCCAAGAGGCCGGCGAACCCACCTCTCCGATAAGCCGATACTGACCCGTGTTGTCTGTTAGC
Nar1
Kas1 Drd1
GCTGCTCTGATGCCGCCGTGTTCCGGCTGTCAGCGCAGGGGCGCCCGGTTCTTTTTGTCAAGACCGACCTGTCCGGTGCCCTGAATGAACTGCAAGACGA
5401 * 5500
CGACGAGACTACGGCGGCACAAGGCCGACAGTCGCGTCCCCGCGGGCCAAGAAAAACAGTTCTGGCTGGACAGGCCACGGGACTTACTTGACGTTCTGCT
Pvu2
Msc1 Fsp1 PflF1 Eco57
GGCAGCGCGGCTATCGTGGCTGGCCACGACGGGCGTTCCTTGCGCAGCTGTGCTCGACGTTGTCACTGAAGCGGGAAGGGACTGGCTGCTATTGGGCGAA
5501 * 5600
CCGTCGCGCCGATAGCACCGACCGGTGCTGCCCGCAAGGAACGCGTCGACACGAGCTGCAACAGTGACTTCGCCCTTCCCTGACCGACGATAACCCGCTT
SpDon BciV1 BsrD1
GTGCCGGGGCAGGATCTCCTGTCATCTCACCTTGCTCCTGCCGAGAAAGTATCCATCATGGCTGATGCAATGCGGCGGCTGCATACGCTTGATCCGGCTA
5601 * 5700
CACGGCCCCGTCCTAGAGGACAGTAGAGTGGAACGAGGACGGCTCTTTCATAGGTAGTACCGACTACGTTACGCCGCCGACGTATGCGAACTAGGCCGAT
BtgZ1
BspM1 Sap1
BfuA1 Ear1
CCTGCCCATTCGACCACCAAGCGAAACATCGCATCGAGCGAGCACGTACTCGGATGGAAGCCGGTCTTGTCGATCAGGATGATCTGGACGAAGAGCATCA
5701 * 5800
GGACGGGTAAGCTGGTGGTTCGCTTTGTAGCGTAGCTCGCTCGTGCATGAGCCTACCTTCGGCCAGAACAGCTAGTCCTACTAGACCTGCTTCTCGTAGT
BpuE1 Sph1 Nco1 BtgZ1
GGGGCTCGCGCCAGCCGAACTGTTCGCCAGGCTCAAGGCGAGCATGCCCGACGGCGAGGATCTCGTCGTGACCCATGGCGATGCCTGCTTGCCGAATATC
5801 * 5900
CCCCGAGCGCGGTCGGCTTGACAAGCGGTCCGAGTTCCGCTCGTACGGGCTGCCGCTCCTAGAGCAGCACTGGGTACCGCTACGGACGAACGGCTTATAG


BseY1
Nae1
NgoM4
Rsr2
Eci1
Sap1
Ear1
ATGGTGGAAAATGGCCGCTTTTCTGGATTCATCGACTGTGGCCGGCTGGGTGTGGCGGACCGCTATCAGGACATAGCGTTGGCTACCCGTGATATTGCTG
5901
6000
TACCACCTTTTACCGGCGAAAAGACCTAAGTAGCTGACACCGGCCGACCCACACCGCCTGGCGATAGTCCTGTATCGCAACCGATGGGCACTATAACGAC
BtgZ1
Eco57
BssS1
BsrB1
AAGAGCTTGGCGGCGAATGGGCTGACCGCTTCCTCGTGCTTTACGGTATCGCCGCTCCCGATTCGCAGCGCATCGCCTTCTATCGCCTTCTTGACGAGTT
6001
6100
TTCTCGAACCGCCGCTTACCCGACTGGCGAAGGAGCACGAAATGCCATAGCGGCGAGGGCTAAGCGTCGCGTAGCGGAAGATAGCGGAAGAACTGCTCAA
BssS1
BspM1
BsrB1
BstB1
BfuA1
SpAcc
CTTCTGAGCGGGACTCTGGGGTTCGAAATGACCGACCAAGCGACGCCCAACCTGCCATCACGAGATTTCGATTCCACCGCCGCCTTCTATGAAAGGTTGG
6101
6200
GAAGACTCGCCCTGAGACCCCAAGCTTTACTGGCTGGTTCGCTGCGGGTTGGACGGTAGTGCTCTAAAGCTAAGGTGGCGGCGGAAGATACTTTCCAACC
Nae1
NgoM4
Bpm1
Bpm1
SpAcc
Avr2
GCTTCGGAATCGTTTTCCGGGACGCCGGCTGGATGATCCTCCAGCGCGGGGATCTCATGCTGGAGTTCTTCGCCCACCCTAGGGGGAGGCTAACTGAAAC
6201
6300
CGAAGCCTTAGCAAAAGGCCCTGCGGCCGACCTACTAGGAGGTCGCGCCCCTAGAGTACGACCTCAAGAAGCGGGTGGGATCCCCCTCCGATTGACTTTG
polyA
polyA
ACGGAAGGAGACAATACCGGAAGGAACCCGCGCTATGACGGCAATAAAAAGACAGAATAAAACGCACGGTGTTGGGTCGTTTGTTCATAAACGCGGGGTT
6301
6400
TGCCTTCCTCTGTTATGGCCTTCCTTGGGCGCGATACTGCCGTTATTTTTCTGTCTTATTTTGCGTGCCACAACCCAGCAAACAAGTATTTGCGCCCCAA

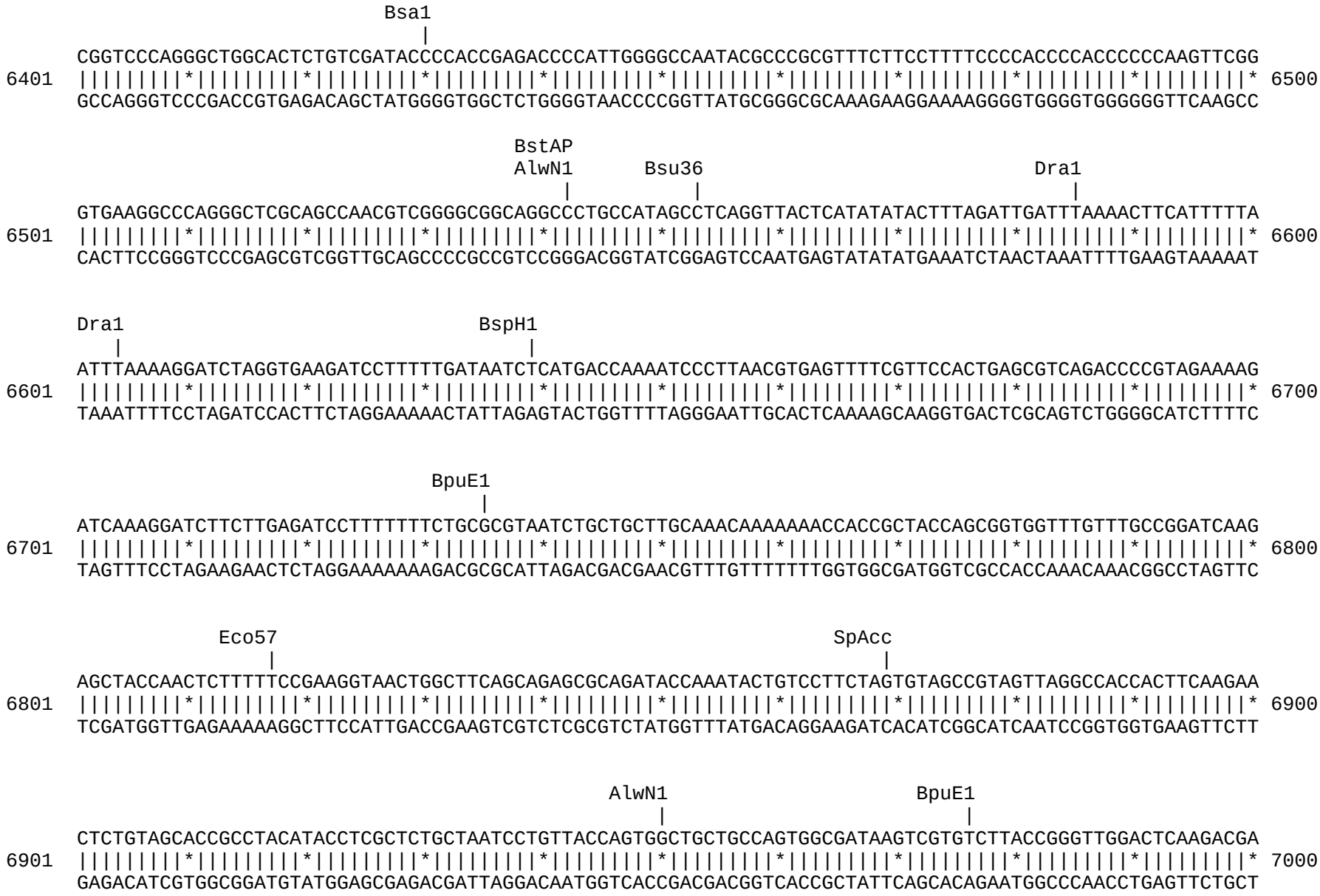
Bsa1
CGGTCCCAGGGCTGGCACTCTGTCGATACCCCACCGAGACCCCATTGGGGCCAATACGCCCGCGTTTCTTCCTTTTCCCCACCCCACCCCCCAAGTTCGG
6401
6500
GCCAGGGTCCCGACCGTGAGACAGCTATGGGGTGGCTCTGGGGTAACCCCGGTTATGCGGGCGCAAAGAAGGAAAAGGGGTGGGGTGGGGGGTTCAAGCC
BstAP
AlwN1
Bsu36
Dra1
GTGAAGGCCCAGGGCTCGCAGCCAACGTCGGGGCGGCAGGCCCTGCCATAGCCTCAGGTTACTCATATATACTTTAGATTGATTTAAAACTTCATTTTTA
6501
6600
CACTTCCGGGTCCCGAGCGTCGGTTGCAGCCCCGCCGTCCGGGACGGTATCGGAGTCCAATGAGTATATATGAAATCTAACTAAATTTTGAAGTAAAAAT
Dra1
BspH1
ATTTAAAAGGATCTAGGTGAAGATCCTTTTTGATAATCTCATGACCAAAATCCCTTAACGTGAGTTTTCGTTCCACTGAGCGTCAGACCCCGTAGAAAAG
6601
6700
TAAATTTTCCTAGATCCACTTCTAGGAAAAACTATTAGAGTACTGGTTTTAGGGAATTGCACTCAAAAGCAAGGTGACTCGCAGTCTGGGGCATCTTTTC
BpuE1
ATCAAAGGATCTTCTTGAGATCCTTTTTTTCTGCGCGTAATCTGCTGCTTGCAAACAAAAAAACCACCGCTACCAGCGGTGGTTTGTTTGCCGGATCAAG
6701
6800
TAGTTTCCTAGAAGAACTCTAGGAAAAAAAGACGCGCATTAGACGACGAACGTTTGTTTTTTTGGTGGCGATGGTCGCCACCAAACAAACGGCCTAGTTC
Eco57
SpAcc
AGCTACCAACTCTTTTTCCGAAGGTAACTGGCTTCAGCAGAGCGCAGATACCAAATACTGTCCTTCTAGTGTAGCCGTAGTTAGGCCACCACTTCAAGAA
6801
6900
TCGATGGTTGAGAAAAAGGCTTCCATTGACCGAAGTCGTCTCGCGTCTATGGTTTATGACAGGAAGATCACATCGGCATCAATCCGGTGGTGAAGTTCTT
AlwN1
BpuE1
CTCTGTAGCACCGCCTACATACCTCGCTCTGCTAATCCTGTTACCAGTGGCTGCTGCCAGTGGCGATAAGTCGTGTCTTACCGGGTTGGACTCAAGACGA
6901
7000
GAGACATCGTGGCGGATGTATGGAGCGAGACGATTAGGACAATGGTCACCGACGACGGTCACCGCTATTCAGCACAGAATGGCCCAACCTGAGTTCTGCT


ApaL1
BseY1
TAGTTACCGGATAAGGCGCAGCGGTCGGGCTGAACGGGGGGTTCGTGCACACAGCCCAGCTTGGAGCGAACGACCTACACCGAACTGAGATACCTACAGC
7001
7100
ATCAATGGCCTATTCCGCGTCGCCAGCCCGACTTGCCCCCCAAGCACGTGTGTCGGGTCGAACCTCGCTTGCTGGATGTGGCTTGACTCTATGGATGTCG
BciV1
SpAcc
Eci1
BssS1
GTGAGCTATGAGAAAGCGCCACGCTTCCCGAAGGGAGAAAGGCGGACAGGTATCCGGTAAGCGGCAGGGTCGGAACAGGAGAGCGCACGAGGGAGCTTCC
7101
7200
CACTCGATACTCTTTCGCGGTGCGAAGGGCTTCCCTCTTTCCGCCTGTCCATAGGCCATTCGCCGTCCCAGCCTTGTCCTCTCGCGTGCTCCCTCGAAGG
SpAcc
Drd1
BpuE1
SpAcc
AGGGGGAAACGCCTGGTATCTTTATAGTCCTGTCGGGTTTCGCCACCTCTGACTTGAGCGTCGATTTTTGTGATGCTCGTCAGGGGGGCGGAGCCTATGG
7201
7300
TCCCCCTTTGCGGACCATAGAAATATCAGGACAGCCCAAAGCGGTGGAGACTGAACTCGCAGCTAAAAACACTACGAGCAGTCCCCCCGCCTCGGATACC
SpDon
Eci1
BspLU|
AAAAACGCCAGCAACGCGGCCTTTTTACGGTTCCTGGCCTTTTGCTGGCCTTTTGCTCACATGTTCTTTCCTGCGTTATCCCCTGATTCTGTGGATAACC
7301
7400
TTTTTGCGGTCGTTGCGCCGGAAAAATGCCAAGGACCGGAAAACGACCGGAAAACGAGTGTACAAGAAAGGACGCAATAGGGGACTAAGACACCTATTGG
Nsi1
BfrB1
GTATTACCGCCATGCAT
7401
7417
CATAATGGCGGTACGTA

Found:

Aar1	Aat2	**Acc65**	**Afe1**	**Afl2**	**Age1**	Ahd1	Ale1	AlwN1	Apa1	ApaL1	**Ase1**	Avr2	BamH1
Bbs1	BciV1	**Bcl1**	BfrB1	BfuA1	Bgl1	Bgl2	Blp1	BmgB1	Bmr1	Bpm1	BpuE1	Bsa1	BsaB1
BsaXa	BsaXb	BseR1	BseY1	Bsg1	Bsm1	BspE1	BspH1	BspLU	BspM1	BsrB1	**BsrD1**	**BsrG1**	BssS1
BstAP	BstB1	BstX1	Bsu36	BtgZ1	**Bts1**	**_Chi**	**Cla1**	Dra1	Dra3	Drd1	Eag1	Ear1	Eci1
Eco57	EcoN1	**EcoR1**	**Fsp1**	Hind3	**Hpa1**	Kas1	**Kpn1**	**Mfe1**	Msc1	Nae1	Nar1	Nco1	**Nde1**
NgoM4	**Nhe1**	**Not1**	Nsi1	PflF1	**PflM1**	**Pml1**	polyA	**PshA1**	Psi1	PspOM	Pst1	Pvu2	Rsr2
Sac1	**Sac2**	**Sal1**	SanD1	Sap1	**Sbf1**	**Sca1**	**SexA1**	**Sfi1**	Sma1	**SnaB1**	SpAcc	SpDon	Sph1
Ssp1	Stu1	**Xba1**	Xcm1	**Xho1**	**Xmn1**								

Unique:

Acc65	**Afe1**	**Afl2**	**Age1**	**Ase1**	**Bcl1**	**BsrD1**	**BsrG1**	**Bts1**	**_Chi**	**Cla1**	**EcoR1**	**Fsp1**	**Hpa1**
Kpn1	**Mfe1**	**Nde1**	**Nhe1**	**Not1**	**PflM1**	**Pml1**	**PshA1**	**Sac2**	**Sal1**	**Sbf1**	**Sca1**	**SexA1**	**Sfi1**
SnaB1	**Xba1**	**Xho1**	**Xmn1**										

Not found:

Acl1	Asc1	AsiS1	Bae1a	Bae1b	BbvC1	Bcg1a	Bcg1b	Bpu10	BsiW1	BsmB1	BssH2	BstE2	BstZ1
EcoK	EcoRV	FCatB	FCatL	FCatR	FCatP	ScFRT	Fse1	FspA1	I_Ceu	loxP	Mlu1	Nru1	Pac1
Pme1	Pvu1	R4atB	R4atL	R4atP	R4atR	Sgf1	SgrA1	Spe1	Srf1	Swa1	T3RNA	T7RNA	T7Ter
PISce													

Excluded by site complexity:

Acc1	Aci1	Afl3	Alu1	Alw1	Apo1	Ava1	Ava2	Ban1	Ban2	Bbv1	BceA1	Bfa1	Bme15
BsaA1	BsaH1	BsaJ1	BsaW1	BseM2	BsiE1	BsiH1	Bsl1	BsmA1	BsmF1	Bsp12	BspCa	BspCb	Bsr1
BsrF1	BssK1	BstF5	BstN1	BstU1	BstY1	Btg1	Cac8	CviJ1	Dde1	Eae1	EcoO1	Fau1	Fnu4H
Fok1	Hae2	Hae3	Hga1	Hha1	Hinc2	Hinf1	HinP1	Hpa2	Hph1	Hpy99	Hpy1	Hpy3	HpyC3
HpyC4	HpyC5	Mae3	Mbo2	Mnl1	Mse1	Msl1	MspA1	Mwo1	Nci1	Nla3	Nla4	Nsp1	Ple1
PpuM1	Rsa1	Sau3A	Sau96	SfaN1	Sfc1	Sml1	Sty1	Taq1	Tat1	Tfi1	Tse1	Tsp45	Tsp50
TspR1													